



### Light efficiency:

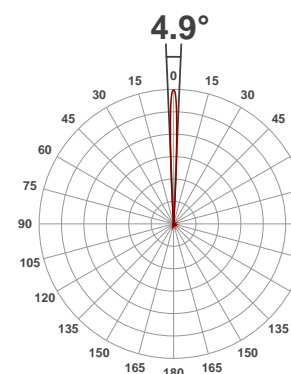
7 Lumen/Watt

### Light quality:

CRI: 0.0

### Color temperature:

0 K



Product name:

**Vizi Hex Wash7**

Test:

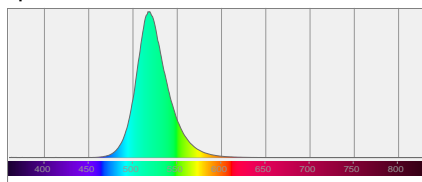
**Zoom In Green**

Date:

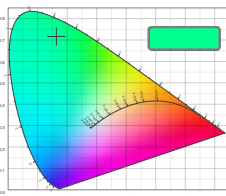
**5/11/2017**

Output: 398 lm Power consumption: 56.6 W Peak: 46351 cd

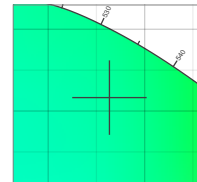
### Spectral distribution




### Color coordinates



### Zoom color point

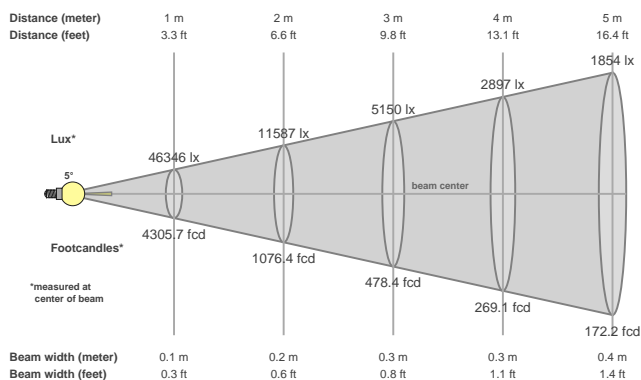


### CRI R values



Color temperature	Color rendering index	Red component	Color fidelity	Color gamut	Color quality scale	Color coordinate cie 1931	Color coordinate cie 1931	Color coordinate	Color coordinate	Color divition from black body
CCT	CRI	CRI R9	TM30 Rf	TM30 Rg	CQS	x	y	u	v	Δuv
0 K	0.0	0.0	0.0	0.0	0.0	0.163	0.716	0.058	0.381	n/a

### Beam details



### Beam angles

Beam angle 50%	Field angle 10%	Cutoff angle 2,5%
4.9°	7.3°	8.4°

### Beam intensities

Peak intensity	Int. ratio in 120° cone	Int. ratio in 90° cone
46351 cd	0.8%	0.8%

### Power

Power	Power factor	Power frequency
56.6 W	0.96	60 Hz

Nominal voltage	Voltage	Current
230 V	117 V	0.503 A

### Beam intensities from 1-20m

1m	2m	3m	4m	5m	6m	7m	8m	9m	10m	11m	12m	13m	14m	15m	16m	17m	18m	19m	20m
3.3ft	6.6ft	9.8ft	13.1ft	16.4ft	19.7ft	23ft	26.2ft	29.5ft	32.8ft	36.1ft	39.4ft	42.7ft	45.9ft	49.2ft	52.5ft	55.8ft	59.1ft	62.3ft	65.6ft
46346lx	11587lx	5150lx	2897lx	1854lx	1287lx	946lx	724lx	572lx	463lx	383lx	322lx	274lx	236lx	206lx	181lx	160lx	143lx	128lx	116lx
4305.7fcd	1076.4fcd	478.4fcd	269.1fcd	172.2fcd	119.6fcd	87.9fcd	67.3fcd	53.2fcd	43.1fcd	35.6fcd	29.9fcd	25.5fcd	22fcd	19.1fcd	16.8fcd	14.9fcd	13.3fcd	11.9fcd	10.8fcd