

Hydro Beam X7

Light Efficiency:

4 Lumen/Watt

Dominant Wavelength:

625nm

Output:

421lm

Power:

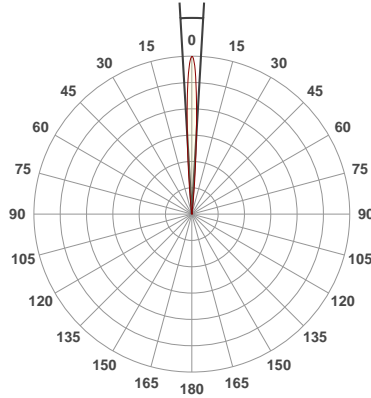
99.7W

Peak:

29902cd

Beam Angle

6.6°



Product Name:

Hydro Beam X7

Test:

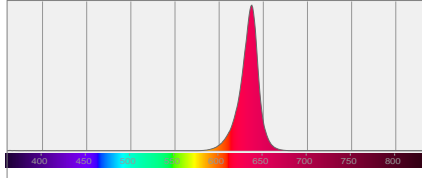
Zoom In Red

Date:

6/20/2019

Note:

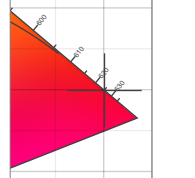
Spectral Distribution



Color Coordinates



Zoom Color Point



Distance (meter)

Distance (feet)

1
3.3

2
6.6

3
9.8

4
13.1

5
16.4

Lux*

6.6°

Foot Candles*

*measured at
center of beam

Beam Width (meter)

Beam Width (feet)

0.1
0.4

0.2
0.8

0.3
1.1

0.5
1.5

0.6
1.9

Beam Angle 50%	Field Angle 10%	Cutoff Angle 2,5%	Intensity Ratio in 120° Cone	Intensity Ratio in 90° Cone
6.6°	11.5°	13.8°	99.9%	99.9%

Beam Intensities from 1-20m

m	1	2	3	4	5	6	7	8	9	10	11	12	13	14	15	16	17	18	19	20
ft	3.3	6.6	9.8	13.1	16.4	19.7	23	26.2	29.5	32.8	36.1	39.4	42.7	45.9	49.2	52.5	55.8	59.1	62.3	65.6
lx	29658	7414	3295	1854	1186	824	605	463	366	297	245	206	175	151	132	116	103	92	82	74
fcd	2755.3	688.8	306.1	172.2	110.2	76.5	56.2	43.1	34	27.6	22.8	19.1	16.3	14.1	12.2	10.8	9.5	8.5	7.6	6.9